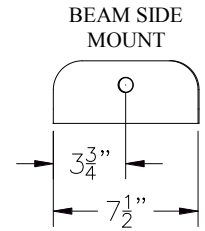
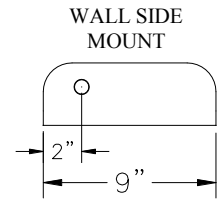
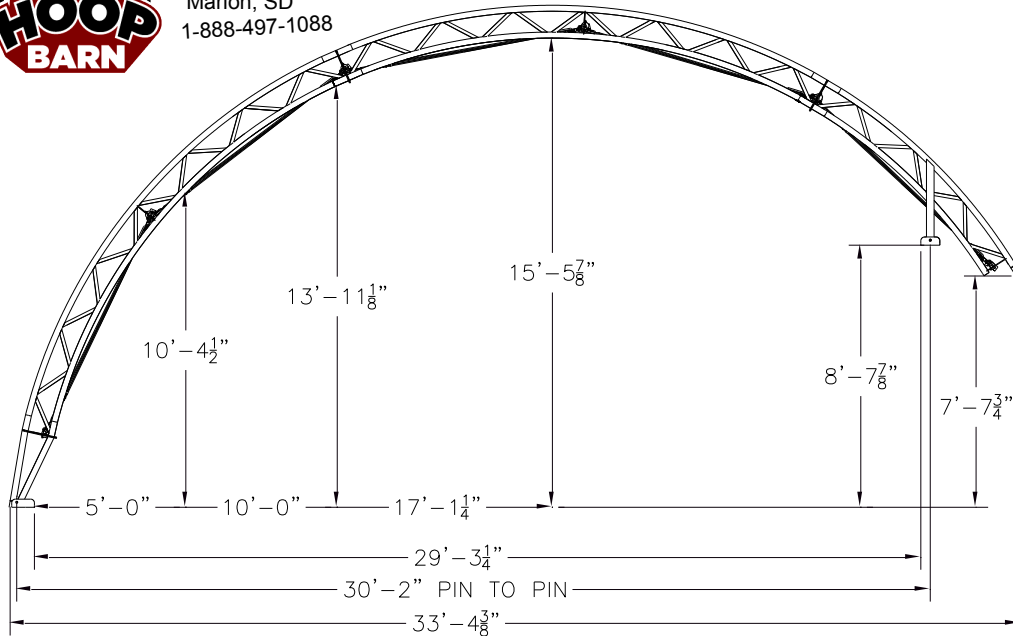




HoopBarn.com
 Infinite Earth, LLC
 Marion, SD
 1-888-497-1088



WALL MOUNT DIMENSIONS

INTERIOR CLEARANCE

FRAME COMPONENTS

- RAFTERS:** Welded truss construction with 2 3/8-inch **12 gauge** top and bottom chords.
- RAFTERS AND PURLINS:** Straight and/or "X" bracing configured to application.
- RAFTER SPACING:** Offered in 8-foot, 10-foot, and 14-foot truss spacing depending on local codes.
- PONY WALL MODELS:** Designed to be set on wood, concrete, or steel.
- Walls must be at least 24-inches high to allow for tensioning, 6" minimum post or wall.
- Included:** 1/2" X 3.5" wood lag screws, assembly bolts, lashing winches with mounting brackets.
- Not included:** posts, rub rail, or concrete anchors.

FABRIC COVER

- FABRIC:** 12.5 oz tear resistant high density polyethylene with reinforced corners and pockets.
- COLORS:** White, Blue, Green, Red, Tan, Silver, Frost/translucent.
- Available as solid colors (some colors may be up charged), with colored canastoga ends, or stripes.
- TENSIONING:** Pipe and 2" lashing winch at each truss.
- Standard end tension kit with ratchets spaced at 36"; high tension kit available.

AVAILABLE OPTIONS

- END WALLS:** Steel uprights with fabric cover; pipe and 2" lashing winch tensioning.
- END WALL SUPPORTS:** Our standard uprights with tabs for customer supplied girts and skin.
- HEADERS & DOORS:** Door headers available. Fabric roll-up doors available.
- RIDGE VENTS:** 8X16 top vent holes, partial or entire length of building.
- AWNING:** 5ft awning greatly extends weather protection for buildings with feed-bunks or open sides.
- SIDE CURTAINS:** Roll-Up curtain to allow ventilation or wind protection. Electric curtain option available

